



NORTHEAST INDIANA REGIONAL PARTNERSHIP – IMPORT EXPOSURE SUMMARY



95.9%

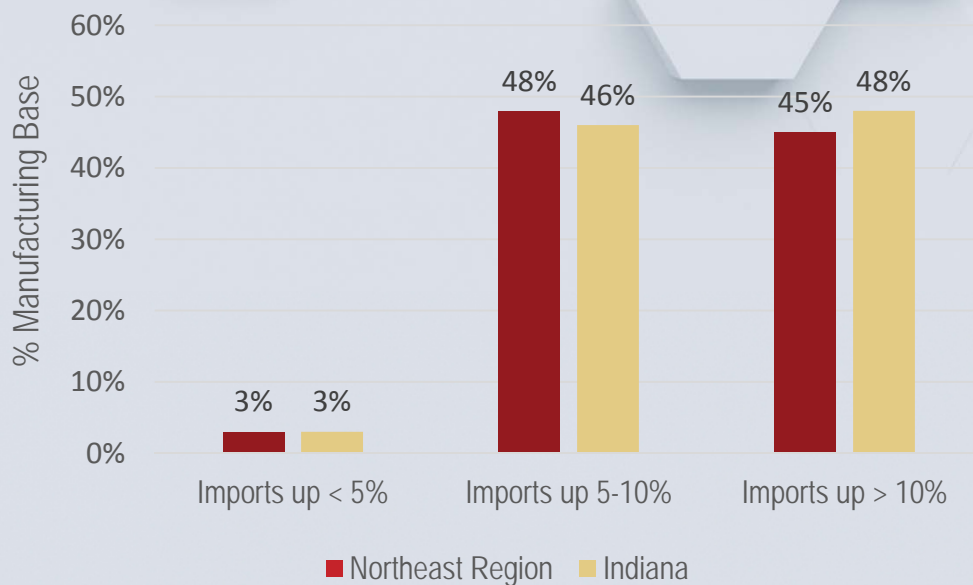
OF MANUFACTURING
BASE FACING
RISING IMPORTS
(63 total plants)



10.3%

AVERAGE IMPORT
INCREASE FOR REGION
MANUFACTURERS

Import Exposure Breakdown



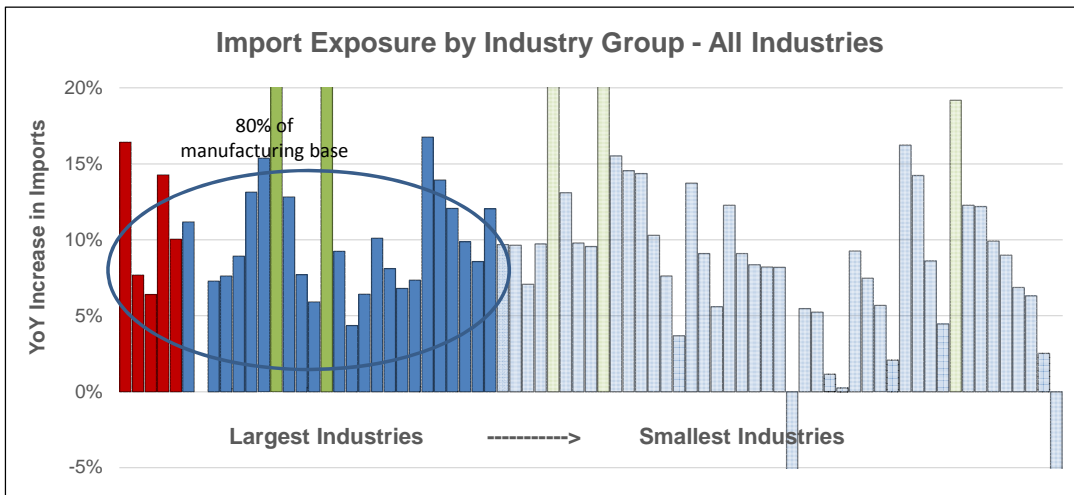
Northeast Indiana Region - Import Exposure by County

County	Total Manufacturing Plants	% Mfg. Base Facing Rising Imports	Average Import Increase	Imports Down	Imports Up < 5%	Imports Up 5-10%	Imports Up > 10%
Allen	479	96.2%	10.2%	4%	3%	48%	45%
Kosciusko	175	90.3%	9.1%	10%	3%	51%	35%
LaGrange	161	99.4%	9.6%	1%	7%	63%	29%
DeKalb	123	95.9%	10.4%	4%	2%	46%	49%
Noble	118	94.9%	10.4%	5%	4%	40%	51%
Steuben	87	95.4%	11.1%	5%	2%	37%	56%
Adams	64	96.9%	11.8%	3%	2%	41%	55%
Whitley	63	96.8%	9.6%	3%	2%	62%	33%
Huntington	61	95.1%	11.3%	5%	0%	39%	56%
Wabash	57	98.2%	11.4%	2%	0%	44%	54%
Wells	51	100.0%	13.1%	0%	2%	33%	65%
Northeast Indiana	1,439	95.9%	10.3%	4%	3%	48%	45%
INDIANA	8,018	96.7%	10.5%	3%	3%	46%	48%

Northeast Indiana Region - Import Exposure by Industry

TOP 5 MANUFACTURING INDUSTRIES			
<u>NAICS</u>	<u>5 Largest Industry Groups</u>	<u>Plants</u>	<u>Increase in Imports</u>
3327	Machine Shops and Turned Products	129	16.4%
3371	Household and Institutional Furniture and Kitchen Cabir	88	7.7%
3219	Other Wood Product Manufacturing	77	6.4%
3335	Metalworking Machinery	71	14.3%
3323	Architectural and Structural Metals	63	10.0%
		428	

<u>NAICS</u>	<u>5 Highest Import Exposure</u>	<u>Plants</u>	<u>Increase in Imports</u>
3241	Petroleum and Coal Products (eg refineries)	10	29.9%
3119	Miscellaneous Food Products	8	29.4%
3362	Motor Vehicle Bodies and Trailers	34	24.2%
3331	Agriculture, Construction, and Mining Machinery	21	22.6%
3254	Pharmaceuticals	1	19.2%





ALLEN COUNTY - IMPORT EXPOSURE SUMMARY



96.2%

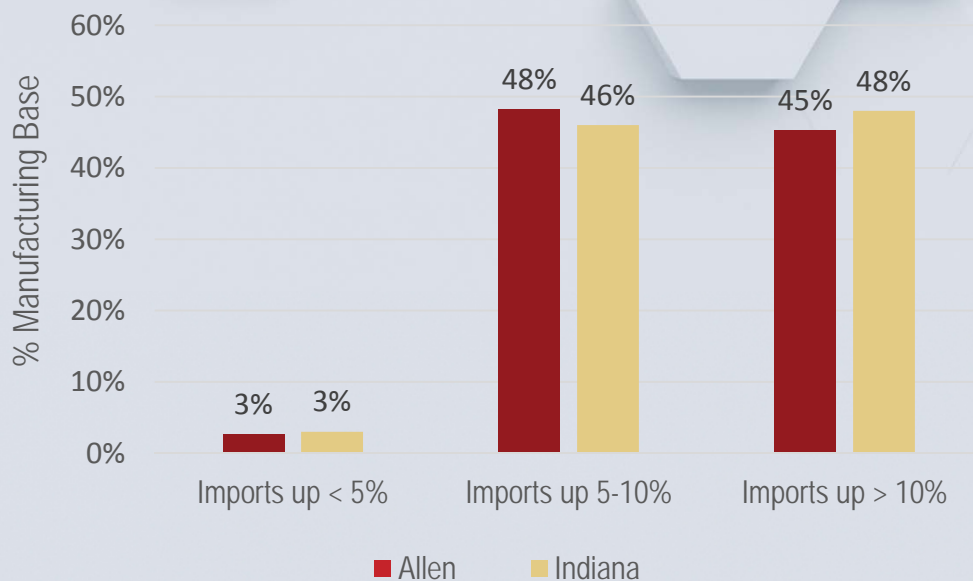
OF MANUFACTURING
BASE FACING
RISING IMPORTS
(479 total plants)



10.2%

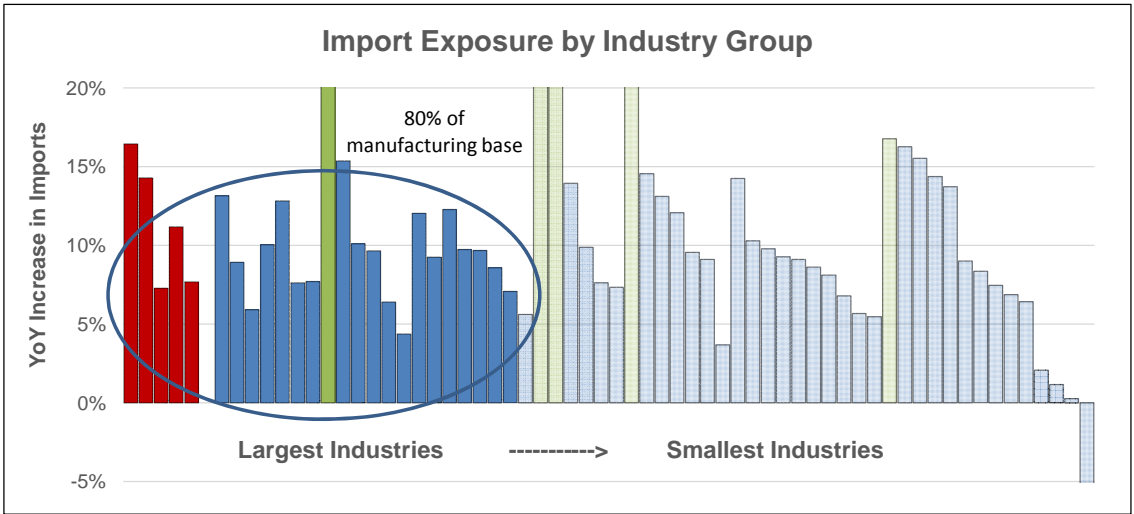
AVERAGE IMPORT
INCREASE FOR COUNTY
MANUFACTURERS

Import Exposure Breakdown



Allen County - Exposure by Industry

TOP 5 MANUFACTURING INDUSTRIES			
<u>NAICS</u>	<u>5 Largest Industry Groups</u>	<u>Plants</u>	<u>Increase in Imports</u>
3327	Machine Shops and Turned Products	37	16.4%
3335	Metalworking Machinery	33	14.3%
3399	Miscellaneous Manufacturing	25	7.3%
3371	Household and Institutional Furniture and Kitchen Cabin	24	7.7%
3261	Plastics Product Manufacturing	24	11.2%
		143	
<u>NAICS</u>	<u>5 Highest Import Exposure</u>	<u>Plants</u>	<u>Increase in Imports</u>
3241	Petroleum and Coal Products (eg refineries)	3	29.9%
3119	Miscellaneous Food Products	4	29.4%
3362	Motor Vehicle Bodies and Trailers	4	24.2%
3331	Agriculture, Construction, and Mining Machinery	9	22.6%
3359	Other Electrical Equipment and Components	1	16.8%



Allen County - TAAF Potential Prospects

NAICS Code	Company Name	Address	City	Phone	Estimated Revenue	Estimated Employees
333131	Deister Machine Company Inc	1933 E Wayne St	Fort Wayne	260-426-7495	\$66,237,099	250
326199	R3 Composites Corp.	14123 Roth Rd	Grabill	260-627-0033	\$48,403,400	150
339991	Press-Seal Gasket Corporation	2424 W State Blvd	Fort Wayne	260-436-0521	\$40,087,700	145
339999	Master Spas, Inc.	6927 Lincoln Pkwy	Fort Wayne	260-436-9100	\$39,739,700	225
333514	Fort Wayne Wire Die, Inc.	2424 American Way	Fort Wayne	260-747-1681	\$34,132,801	300
333514	Accutech Mold & Machine Inc.	2817 Goshen Rd	Fort Wayne	260-471-6102	\$23,032,499	130
333514	J B Tool Die & Engineering Company Inc	1509 Dividend Rd	Fort Wayne	260-483-9586	\$22,396,500	115
337121	Transformations By Wieland, Inc.	310 Racquet Dr	Fort Wayne	800-440-9337	\$17,036,699	55
333120	Asphalt Drum Mixers Inc	1 Adam Parkway	Huntertown	260-637-5729	\$16,844,601	50
326199	Artek Inc	3311 Enterprise Rd	Fort Wayne	260-484-4222	\$13,430,600	45
337110	Dutch Made Inc	10415 Roth Rd	Grabill	260-657-3311	\$12,653,200	140
333514	Woodburn Diamond Die Co Inc	23012 Tile Mill Rd	Woodburn	260-632-4217	\$12,168,800	82
332722	McCoy Bolt Works, Inc.	2811 Congressional Pkwy	Fort Wayne	260-482-4476	\$11,304,200	55
326199	Calico Precision Molding, LLC	1211 Progress Rd	Fort Wayne	260-484-4500	\$10,711,200	40
333517	Continental Diamond Tool Corp	1221 Hartzell St	New Haven	260-493-1294	\$9,217,500	42
333515	Kaiser Tool Company Inc	3620 Centennial Dr	Fort Wayne	260-484-3620	\$9,143,900	48
326199	Apr Plastic Fabricating Inc	2312 Cass St	Fort Wayne	260-482-8523	\$8,666,000	50
337110	Harlan Cabinets Inc	12707 Spencerville Rd	Harlan	260-657-5154	\$8,228,100	60
326199	Allen Apr Plastics Repair Inc	3685 Lima Rd	Fort Wayne	260-482-8523	\$8,013,900	35
333514	Fort Wayne Mold & Engineering, Inc.	4501 Earth Dr	Fort Wayne	260-747-9168	\$7,159,300	44
333514	Glaze Tool and Engineering, Inc.	1610 Summit St	New Haven	260-493-4557	\$6,509,400	30
333514	Gta Enterprises, Inc.	4422 Airport Expressway Ste 220	Fort Wayne	260-478-7800	\$5,500,000	34



KOSCIUSKO COUNTY - IMPORT EXPOSURE SUMMARY



90.3%

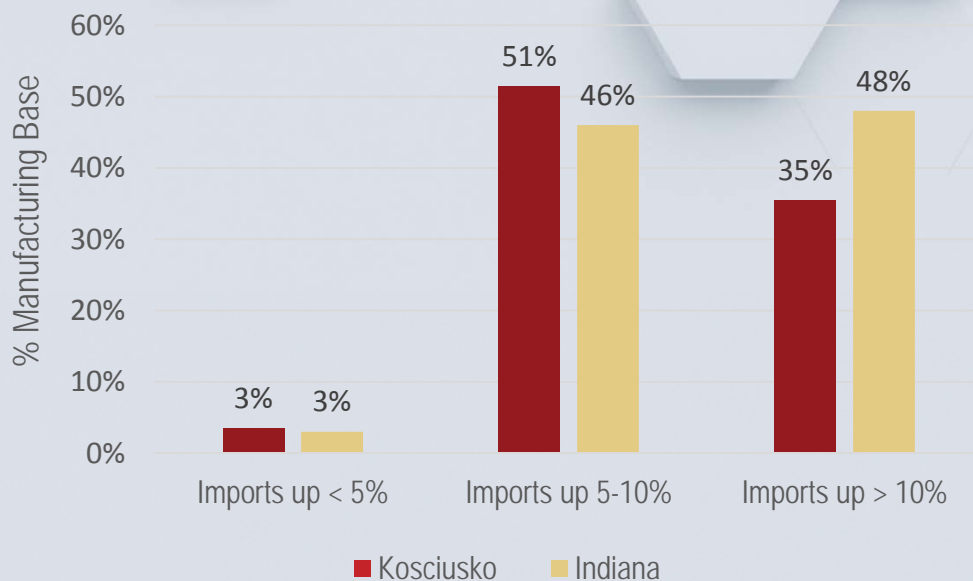
OF MANUFACTURING
BASE FACING
RISING IMPORTS
(175 total plants)



9.1%

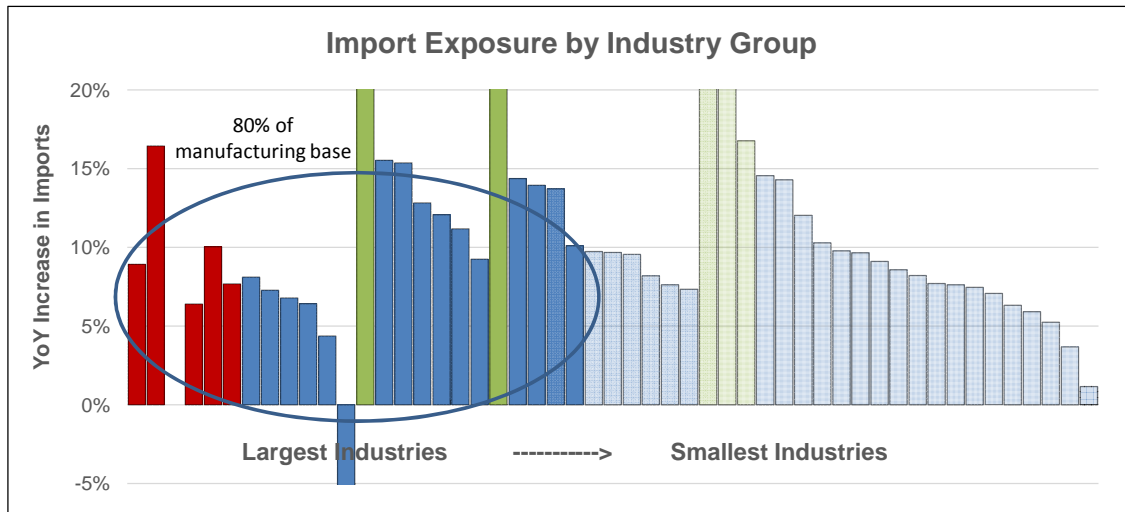
AVERAGE IMPORT
INCREASE FOR COUNTY
MANUFACTURERS

Import Exposure Breakdown



Kosciusko County - Exposure by Industry

TOP 5 MANUFACTURING INDUSTRIES			
<u>NAICS</u>	<u>5 Largest Industry Groups</u>	<u>Plants</u>	<u>Increase in Imports</u>
3391	Medical Equipment and Supplies	16	8.9%
3327	Machine Shops and Turned Products	14	16.4%
3219	Other Wood Product Manufacturing	12	6.4%
3323	Architectural and Structural Metals	10	10.0%
3371	Household and Institutional Furniture and Kitchen Cabin	8	7.7%
		60	
<u>NAICS</u>	<u>5 Highest Import Exposure</u>	<u>Plants</u>	<u>Increase in Imports</u>
3241	Petroleum and Coal Products (eg refineries)	1	29.9%
3119	Miscellaneous Food Products	1	29.4%
3362	Motor Vehicle Bodies and Trailers	2	24.2%
3331	Agriculture, Construction, and Mining Machinery	3	22.6%
3359	Other Electrical Equipment and Components	1	16.8%



Kosciusko County - TAAF Potential Prospects

NAICS Code	Company Name	Address	City	Phone	Estimated Revenue	Estimated Employees
337124	Wabash Valley Manufacturing Inc	505 E Main St	Silver Lake	260-352-2102	\$33,497,299	165
337124	Poly-Wood, LLC	1001 W Brooklyn St	Syracuse	574-457-3284	\$29,055,401	100
336213	Van Explorer Company Inc	2749 N Fox Farm Rd	Warsaw	574-267-7666	\$26,034,800	200
332321	Ecpca Safe-Way, LLC	3814 East Us 30	Warsaw	574-267-4861	\$12,100,000	70
339112	Med-Cut, Inc.	727 N Detroit St	Warsaw	574-269-1982	\$9,902,500	55
339113	Precision Medical Technologies, Inc.	2059 N Pound Dr	Warsaw	574-267-6385	\$7,005,300	35
332322	Buhrt Engineering & Construction Inc	27 E 250 N	Warsaw	574-267-3720	\$6,930,400	25
332323	Colbin Tool Company Inc	1021 N Indiana Ave	Syracuse	574-457-3183	\$6,885,600	35
337121	K.M.C. Corporation	602 Leiter Dr	Warsaw	574-267-7033	\$6,432,700	60
337110	Rbk Development, Inc.	1058 W 400 N	Warsaw	574-267-5879	\$4,618,900	32
339112	Circle M Spring, Inc.	930 Executive Dr	Warsaw	574-267-2883	\$3,248,800	35
339113	Rmi Holdings, LLC	4130 Corridor Dr	Warsaw	317-214-7076	\$3,183,900	28
336211	Mavron, Inc.	152 S Zimmer Rd	Warsaw	574-267-3044	\$3,176,000	17
332312	A & B Fabricating and Maintenance, Inc.	516 N Morgan St	Mentone	574-353-1012	\$2,945,100	15
332313	Warsaw Metal Products, Inc.	3589 E 100 S	Pierceton	574-269-6211	\$2,200,000	15
333111	Swiss Perfection LLC	100 S Huntington St	Syracuse	574-457-4457	\$2,064,000	10
339113	Rayco Steel Process Inc	207 S Lincoln St	Warsaw	574-267-7676	\$1,858,100	11
332312	Warsaw Engineering & Fabricating Inc	2780 Durbin St	Warsaw	574-269-1804	\$1,276,900	50
339113	Symmetry Medical International Inc.	220 West Market Street	Warsaw	574-267-4551	\$1,258,900	20
339113	Young Wiley & Associates Inc	121 W Market St Ste B	Warsaw	574-269-7006	\$1,079,000	8



LAGRANGE COUNTY - IMPORT EXPOSURE SUMMARY



99.4%

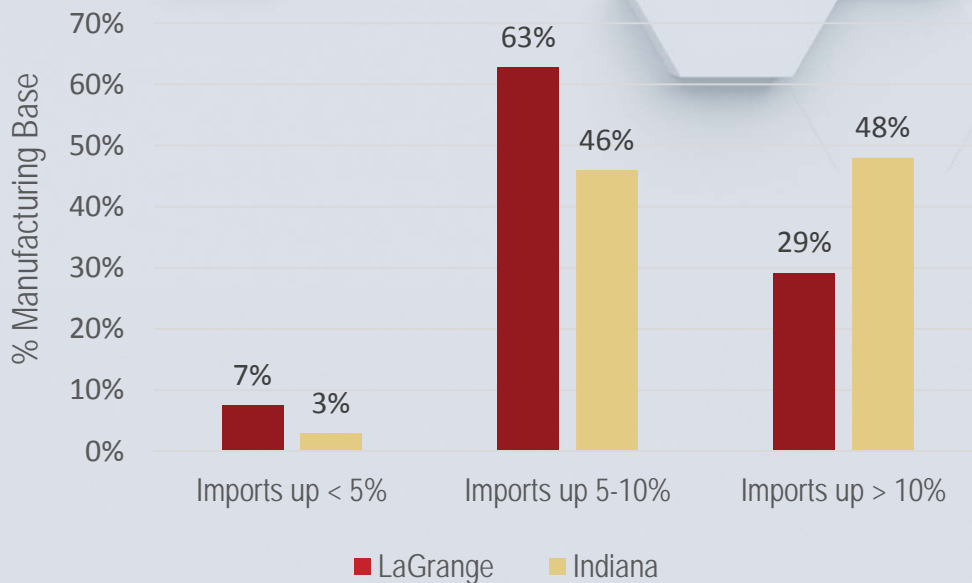
OF MANUFACTURING
BASE FACING
RISING IMPORTS
(161 total plants)



9.6%

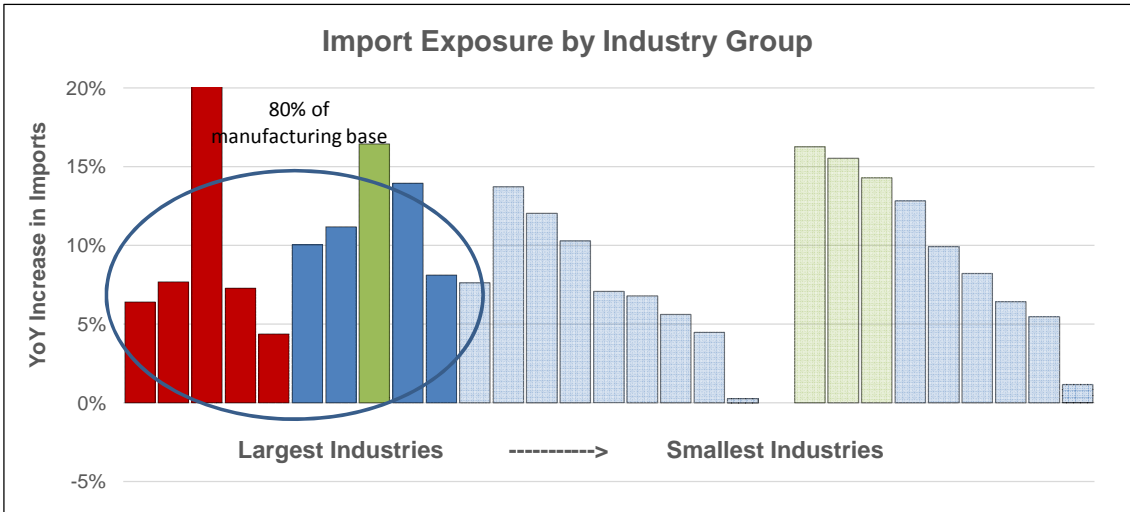
AVERAGE IMPORT
INCREASE FOR COUNTY
MANUFACTURERS

Import Exposure Breakdown



LaGrange County - Exposure by Industry

TOP 5 MANUFACTURING INDUSTRIES			
<u>NAICS</u>	<u>5 Largest Industry Groups</u>	<u>Plants</u>	<u>Increase in Imports</u>
3219	Other Wood Product Manufacturing	37	6.4%
3371	Household and Institutional Furniture and Kitchen Cabin	36	7.7%
3362	Motor Vehicle Bodies and Trailers	18	24.2%
3399	Miscellaneous Manufacturing	8	7.3%
3372	Office Furniture (including Fixtures) Manufacturing	7	4.4%
		106	
<u>NAICS</u>	<u>5 Highest Import Exposure</u>	<u>Plants</u>	<u>Increase in Imports</u>
3362	Motor Vehicle Bodies and Trailers	18	24.2%
3327	Machine Shops and Turned Products	3	16.4%
3379	Other Furniture Related Product Manufacturing	1	16.2%
3111	Animal Food Manufacturing	1	15.5%
3335	Metalworking Machinery	1	14.3%



LaGrange County - TAAF Potential Prospects

NAICS Code	Company Name	Address	City	Phone	Estimated Revenue	Estimated Employees
337121	Mastercraft Inc	711 S Poplar	Lagrange	260-463-8702	\$71,799,599	270
333111	Honeyville Metal, Inc.	4200 S 900 W	Topeka	800-593-8377	\$23,317,900	67
313220	Tower Advertising Products Inc.	1015 W Lake St	Topeka	260-593-2103	\$14,688,400	110
321113	Tri-State Hardwood Company, Inc	7050 S State Rd 3	South Milford	260-351-3111	\$10,109,700	30
336999	D Rv Luxury Suites LLC	1000 Interchange Dr	Howe	260-562-1075	\$8,368,000	75
336214	Livin' Lite Corp.	985 N 900 W	Shipshewana	574-862-2228	\$7,219,600	35
321918	Wible Lumber Inc	7155 S State Rte 3	South Milford	260-351-2441	\$6,751,800	35
336999	Spreuer & Son Inc	115 E Spring St	Lagrange	260-463-3513	\$5,736,900	18
336211	Double Eagle Industries Inc	775 N 740 W	Shipshewana	260-768-4121	\$4,737,600	35
336211	American Reliance Industries Company	860 N Tuscany Dr	Shipshewana	260-768-4704	\$4,553,600	20
337212	Michiana Laminated Products Inc	7130 N 050 E	Howe	260-562-2871	\$2,014,700	12
337110	E & S Wood Creations, L.L.C.	2030 N 450 W	Lagrange	260-768-3033	\$1,937,300	15
337110	Lambright Woodworking LLC	7785 W 300 S	Topeka	260-593-2721	\$1,906,500	24
333514	D. A. Hochstetler & Sons, LLP	4165 S 500 W	Topeka	574-642-1144	\$1,522,600	12
339930	The Peter Stone Company	805 E North Village Dr	Shipshewana	260-768-9150	\$1,500,000	25
337110	Rainbow Design, Inc.	1100 W Us Highway 20	Lagrange	260-593-2856	\$1,500,000	20
311119	Super Blend, Inc.	105 S 500 E	Lagrange	260-463-7486	\$1,500,000	6
321920	Palletone of Indiana Transportation, LLC	5345 W 200 N	Shipshewana	260-768-4021	\$1,484,100	11
321918	Stoney Acres Woodworking, LLC	2685 S 1000 W	Shipshewana	260-768-4367	\$1,341,200	10
336212	Aluminum Cargo Trailers, Inc	2840 N State Rd 9	Lagrange	260-463-0185	\$1,329,400	15
337124	Valley Line Wood Products LLC	2935 N 500 W	Shipshewana	260-768-7807	\$1,248,200	8



DEKALB COUNTY - IMPORT EXPOSURE SUMMARY



95.9%

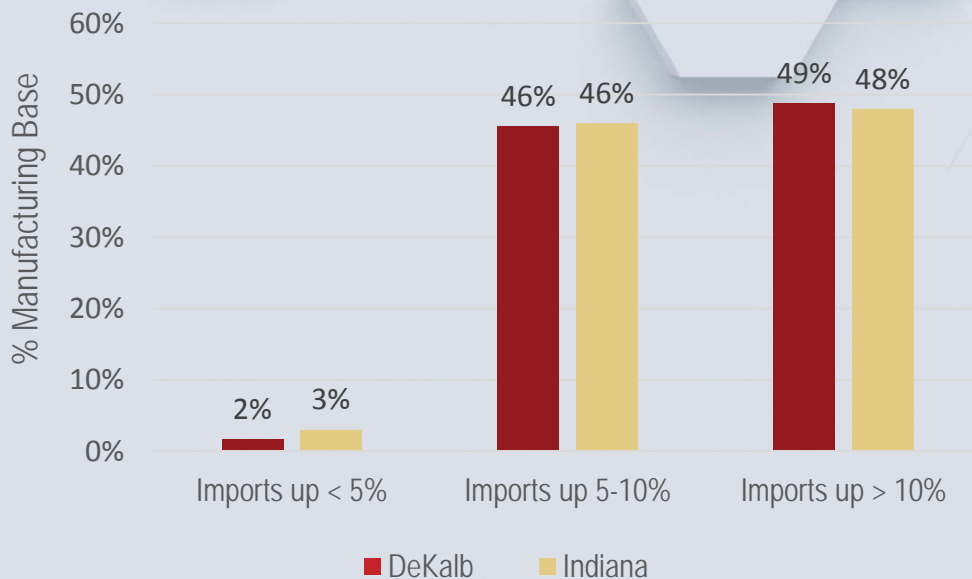
OF MANUFACTURING
BASE FACING
RISING IMPORTS
(123 total plants)



10.4%

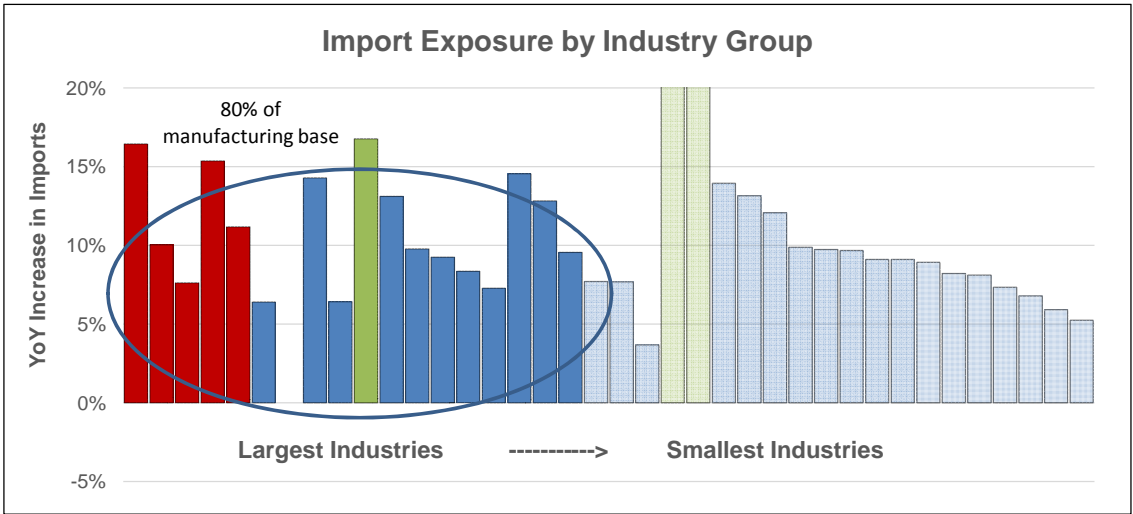
AVERAGE IMPORT
INCREASE FOR COUNTY
MANUFACTURERS

Import Exposure Breakdown



DeKalb County - Exposure by Industry

TOP 5 MANUFACTURING INDUSTRIES			
<u>NAICS</u>	<u>5 Largest Industry Groups</u>	<u>Plants</u>	<u>Increase in Imports</u>
3327	Machine Shops and Turned Products	14	16.4%
3323	Architectural and Structural Metals	12	10.0%
3363	Motor Vehicle Parts	8	7.6%
3219	Other Wood Product Manufacturing	7	6.4%
3261	Plastics Product Manufacturing	7	11.2%
		48	
<u>NAICS</u>	<u>5 Highest Import Exposure</u>	<u>Plants</u>	<u>Increase in Imports</u>
3241	Petroleum and Coal Products (eg refineries)	1	29.9%
3331	Agriculture, Construction, and Mining Machinery	1	22.6%
3359	Other Electrical Equipment and Components	3	16.8%
3327	Machine Shops and Turned Products	14	16.4%
3273	Cement and Concrete Product Manufacturing	7	15.4%



DeKalb County - TAAF Potential Prospects

NAICS Code	Company Name	Address	City	Phone	Estimated Revenue	Estimated Employees
332312	CJ Automotive Indiana, LLC	100 Commerce St	Butler	260-868-2147	\$46,204,800	180
326199	Ashley Industrial Molding Inc	310 S Wabash St	Ashley	260-587-9155	\$41,323,399	187
336310	Auburn Gear, LLC	400 E Auburn Dr	Auburn	260-925-3200	\$27,796,101	150
326199	Dekalb Molded Plastics Company	550 W Main St	Butler	260-868-2105	\$21,092,899	99
332721	Charleston Metal Products Inc	350 Grant St	Waterloo	260-837-8211	\$20,499,001	113
335999	Innotek, Inc.	923 Cardinal Ct	Auburn	800-826-5527	\$18,000,500	150
326199	Color Master, Inc.	810 S Broadway St	Butler	260-868-2320	\$17,938,499	90
335312	Electric Motors and Specialties Inc	701 West King Street	Garrett	260-357-4141	\$14,261,800	155
326199	Assmann Corporation of America	300 N Taylor Rd	Garrett	260-357-3181	\$12,481,700	37
332312	99 Nufab Rebar, LLC	1610 Grandstaff Drive	Auburn	260-572-1315	\$10,152,700	99
331513	West Allis Gray Iron	1401 S Grandstaff Dr	Auburn	260-925-4717	\$8,989,400	100
332312	M & S Steel Corp	217 E Railroad St	Garrett	260-357-5184	\$8,456,600	27
332911	Specialized Component Parts Limited, LLC	1700 S Indiana Ave	Auburn	260-925-2588	\$8,304,000	150
325211	Star Technology, Inc.	200 Executive Dr	Waterloo	260-837-7833	\$7,078,600	23
332813	Dekalb Metal Finishing, Inc.	625 W 15Th Street	Auburn	260-925-1820	\$6,036,000	45
332312	Bralin Laser Services, Inc.	2233 County Rd 72	Auburn	260-357-6511	\$5,873,100	24



NOBLE COUNTY - IMPORT EXPOSURE SUMMARY



94.9%

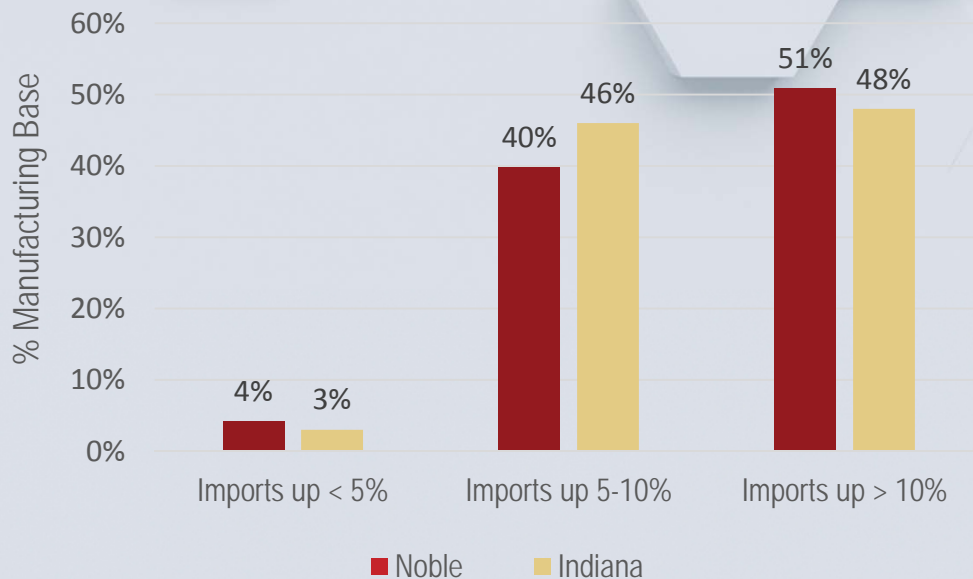
OF MANUFACTURING
BASE FACING
RISING IMPORTS
(118 total plants)



10.4%

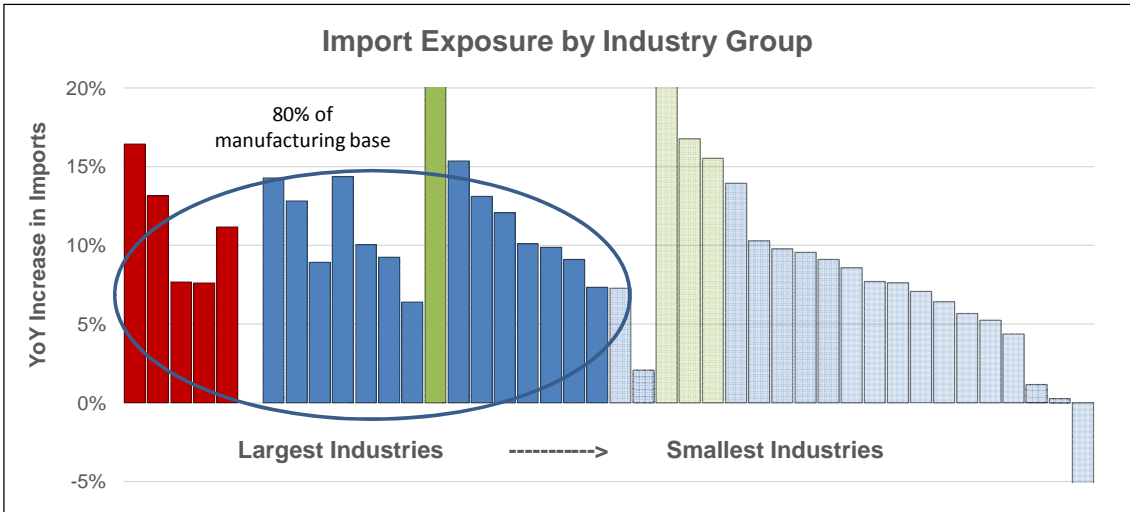
AVERAGE IMPORT
INCREASE FOR COUNTY
MANUFACTURERS

Import Exposure Breakdown



Noble County - Exposure by Industry

TOP 5 MANUFACTURING INDUSTRIES			
<u>NAICS</u>	<u>5 Largest Industry Groups</u>	<u>Plants</u>	<u>Increase in Imports</u>
3327	Machine Shops and Turned Products	17	16.4%
3371	Household and Institutional Furniture and Kitchen Cabin	7	7.7%
3363	Motor Vehicle Parts	7	7.6%
3329	Other Fabricated Metal Product Manufacturing	7	13.1%
3261	Plastics Product Manufacturing	6	11.2%
		44	
<u>NAICS</u>	<u>5 Highest Import Exposure</u>	<u>Plants</u>	<u>Increase in Imports</u>
3362	Motor Vehicle Bodies and Trailers	2	24.2%
3331	Agriculture, Construction, and Mining Machinery	1	22.6%
3359	Other Electrical Equipment and Components	1	16.8%
3327	Machine Shops and Turned Products	17	16.4%
3111	Animal Food Manufacturing	1	15.5%



Noble County - TAAF Potential Prospects

NAICS Code	Company Name	Address	City	Phone	Estimated Revenue	Estimated Employees
332618	Khorporate Holdings, Inc.	6492 State Rd 205	Laotto	260-357-3365	\$52,790,501	194
333514	Wirco, Inc.	105 Progress Wy	Avilla	260-897-3768	\$42,944,099	206
334419	Pent Assemblies	6928 N 400 E	Kendallville	260-347-5828	\$35,833,698	100
336211	Indiana Phoenix Inc.	200 Dekko Dr	Avilla	260-897-4397	\$26,347,500	90
331529	Mahoney Foundries Inc	209 W Ohio St	Kendallville	260-347-1768	\$20,148,500	100
336310	Reliable Tool & Machine Company Inc	301 W Ohio St	Kendallville	260-343-7150	\$16,379,400	70
333514	B & J Specialty, Inc.	7919 N 100 E	Wawaka	260-761-5011	\$14,000,000	70
332215	Wayne Manufacturing, LLC	6505 State Road 205	Laotto	260-637-8888	\$13,730,400	75
332313	Quick Tanks Inc	522 Krueger St	Kendallville	260-347-3850	\$10,307,200	65
331523	Kitchen-Quip Inc	338 S Oak St	Kendallville	260-837-8311	\$9,330,401	45
332312	Ers Holding Company, Inc.	9144 N 900 W	Ligonier	260-894-4145	\$8,603,400	25
339112	B & J Medical	4268 E Us Highway 6	Kendallville	260-349-1275	\$7,986,400	50
333922	Aggreate Systems	102 Industry Bend	Rome City	260-854-4711	\$7,000,000	14
326199	Pent Plastics, Inc	6928 N 400 E	Kendallville	260-897-3775	\$6,788,700	144
323120	Superior Sample Co Inc	520 Gerber St	Ligonier	260-894-3136	\$6,345,300	40
325180	Kml, Inc.	108 S Main St	Laotto	260-897-3723	\$6,340,600	27
326199	North American Extrusion and Assembly, LLC	200 E Park Dr	Albion	260-636-3336	\$5,964,200	28
333120	Wick - Fab, Inc.	307 E 4th St	Avilla	260-897-3303	\$5,000,000	23



STEBEN COUNTY - IMPORT EXPOSURE SUMMARY



95.4%

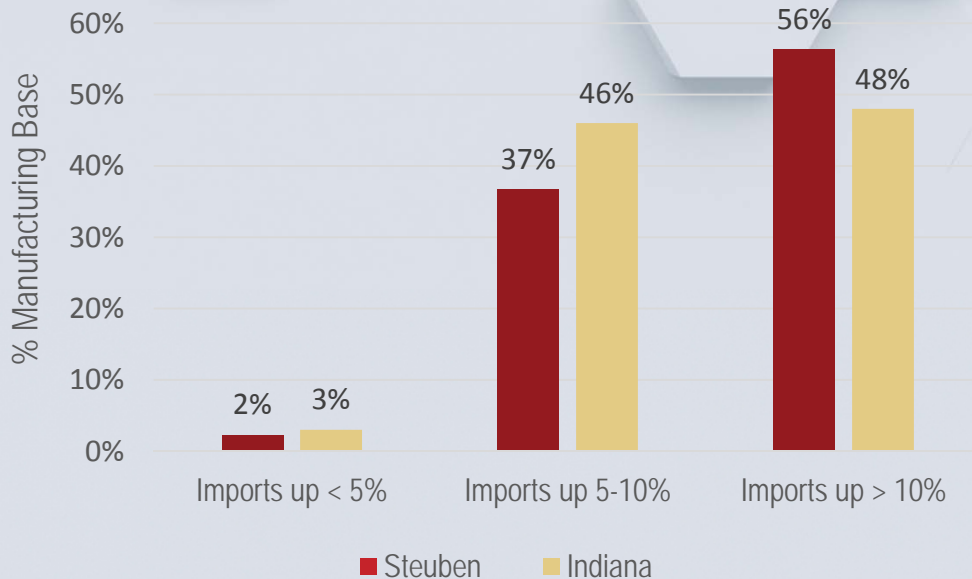
OF MANUFACTURING
BASE FACING
RISING IMPORTS
(87 total plants)



11.1%

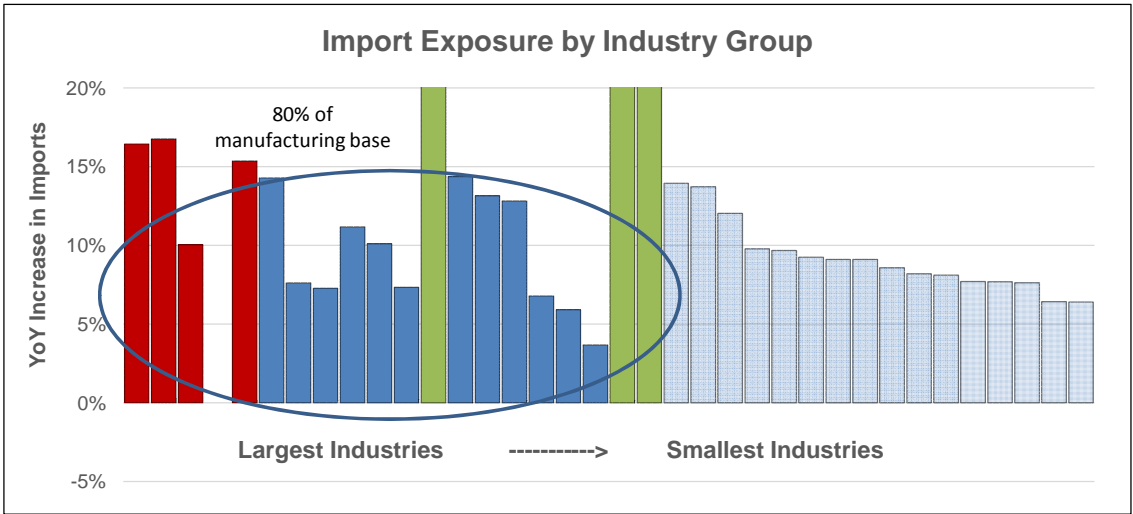
AVERAGE IMPORT
INCREASE FOR COUNTY
MANUFACTURERS

Import Exposure Breakdown



Steuben County - Exposure by Industry

TOP 5 MANUFACTURING INDUSTRIES			
<u>NAICS</u>	<u>5 Largest Industry Groups</u>	<u>Plants</u>	<u>Increase in Imports</u>
3327	Machine Shops and Turned Products	10	16.4%
3323	Architectural and Structural Metals	5	10.0%
3359	Other Electrical Equipment and Components	5	16.8%
3335	Metalworking Machinery	4	14.3%
3399	Miscellaneous Manufacturing	4	7.3%
		28	
<u>NAICS</u>	<u>5 Highest Import Exposure</u>	<u>Plants</u>	<u>Increase in Imports</u>
3241	Petroleum and Coal Products (eg refineries)	1	29.9%
3362	Motor Vehicle Bodies and Trailers	2	24.2%
3331	Agriculture, Construction, and Mining Machinery	1	22.6%
3359	Other Electrical Equipment and Components	5	16.8%
3327	Machine Shops and Turned Products	10	16.4%



Steuben County - TAAF Potential Prospects

NAICS Code	Company Name	Address	City	Phone	Estimated Revenue	Estimated Employees
311615	Crystal Valley Farms, LLC	9622 W 350 N	Orland	260-829-6550	\$73,290,901	560
332215	Metal Spinners, Inc.	914 Wohlert St	Angola	260-665-2158	\$44,203,300	150
335931	E M F Corp	505 Pokagon Trail	Angola	260-665-9541	\$39,081,600	203
332311	T & S Equipment Company	2999 N Wayne St	Angola	260-665-9521	\$29,448,999	250
331524	AAA-Gpc Holdings LLC	1411 Wohlert St	Angola	260-668-1468	\$28,876,301	67
332312	Titan Metal Spinning Inc	301 Growth Pkwy	Angola	260-665-1067	\$28,000,000	9
332812	Angola Wire Products, Inc.	803 Wohlert St	Angola	260-665-9447	\$21,400,299	240
332215	Wenzel Metal Spinning, Inc.	701 West Water	Fremont	260-495-9898	\$14,182,300	98
332313	Lagrange Products, Inc.	607 S Wayne St	Fremont	260-495-3025	\$14,000,000	105
339920	Battle Creek Equipment Co.	702 S Reed Rd	Fremont	260-495-3472	\$10,000,000	45
336310	Industrial Steering Products, Inc.	7790 S Homestead Dr	Hamilton	260-488-1880	\$9,718,400	50
332215	Koester Metals, Inc.	301 W Water St	Fremont	260-495-1818	\$8,894,500	50
314910	Lomont Holdings Co., Inc.	1825 W Maumee St	Angola	800-545-9023	\$6,800,300	35
332312	Swager Communications, Inc.	501 E Swager Dr	Fremont	260-495-2515	\$6,346,100	35
325510	Baril Coatings Usa, LLC	401 Growth Pkwy	Angola	260-665-8431	\$6,060,500	16
332322	Superior Canopy Corporation	2435 E Bellefontaine Rd	Hamilton	260-488-4065	\$5,756,900	21



ADAMS COUNTY - IMPORT EXPOSURE SUMMARY



96.9%

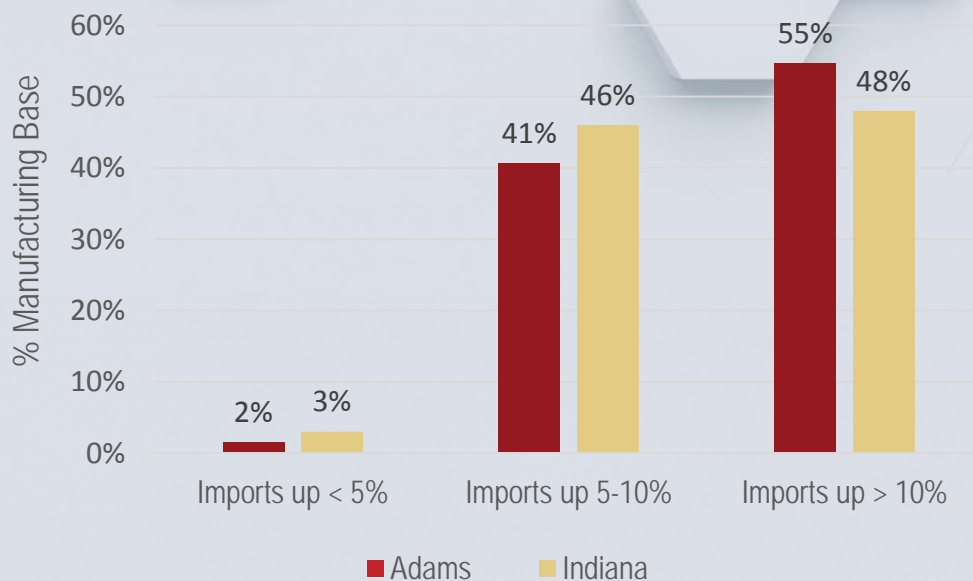
OF MANUFACTURING
BASE FACING
RISING IMPORTS
(64 total plants)



11.8%

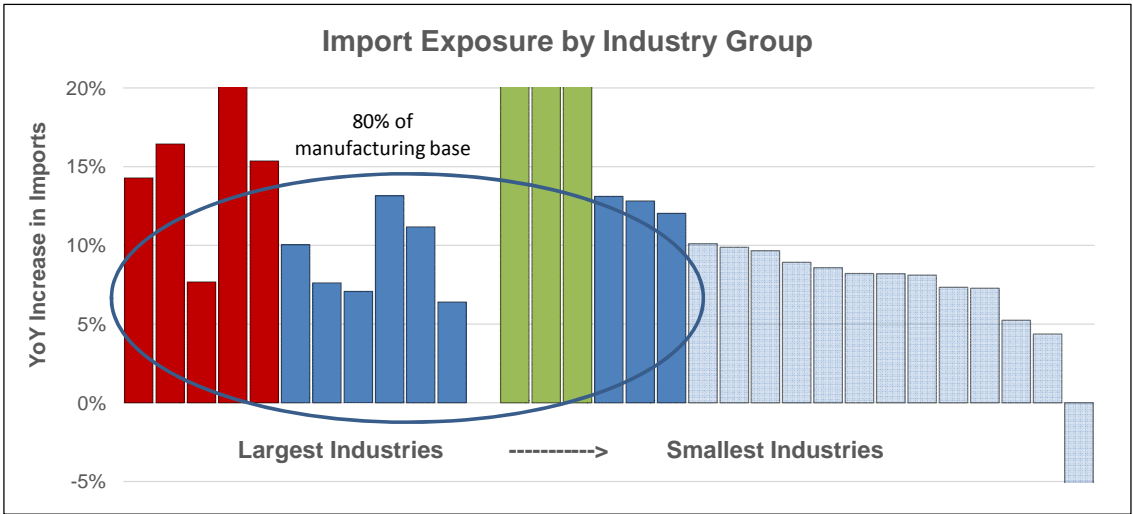
AVERAGE IMPORT
INCREASE FOR COUNTY
MANUFACTURERS

Import Exposure Breakdown



Adams County - Exposure by Industry

TOP 5 MANUFACTURING INDUSTRIES			
<u>NAICS</u>	<u>5 Largest Industry Groups</u>	<u>Plants</u>	<u>Increase in Imports</u>
3335	Metalworking Machinery	7	14.3%
3327	Machine Shops and Turned Products	6	16.4%
3371	Household and Institutional Furniture and Kitchen Cabin	5	7.7%
3362	Motor Vehicle Bodies and Trailers	4	24.2%
3273	Cement and Concrete Product Manufacturing	4	15.4%
		26	
<u>NAICS</u>	<u>5 Highest Import Exposure</u>	<u>Plants</u>	<u>Increase in Imports</u>
3241	Petroleum and Coal Products (eg refineries)	1	29.9%
3119	Miscellaneous Food Products	1	29.4%
3362	Motor Vehicle Bodies and Trailers	4	24.2%
3331	Agriculture, Construction, and Mining Machinery	1	22.6%
3327	Machine Shops and Turned Products	6	16.4%



Adams County - TAAF Potential Prospects

NAICS Code	Company Name	Address	City	Phone	Estimated Revenue	Estimated Employees
337121	Smith Brothers of Berne Incorporated	356 Monroe St	Berne	260-589-2131	\$76,255,302	445
336213	Aip/Fw Funding, Inc.	1031 E Us Hwy 224	Decatur	212-627-2360	\$70,277,100	600
332999	Micromatic LLC	525 Berne St	Berne	260-589-2136	\$20,868,299	85
336612	Porter, Inc.	2200 W Monroe St	Decatur	260-724-9111	\$10,109,400	610
332322	Universal Metalcraft Inc	4215 W 750 N	Decatur	260-547-4457	\$6,846,000	35
332323	Gilpin, Inc.	1819 Patterson St	Decatur	260-724-9155	\$6,250,100	30
333514	O & R Precision Grinding Inc	5315 W 900 S	Geneva	260-368-9394	\$5,606,300	41
332999	Troyer Brothers	6691 W State Road 124	Decatur	260-589-2244	\$5,180,300	27
333514	Heritage Wire Die Inc	10484 N 200 W	Decatur	260-728-9300	\$5,000,000	4
332999	Mid-States Tool and Machine, Inc.	2220 Patterson St	Decatur	260-728-9797	\$4,896,400	27
321918	Eckhart Woodworking, Inc.	424 S Van Buren St	Monroe	260-692-6218	\$3,909,500	29
335314	Micro-Precision Operations Inc	525 Berne St	Berne	260-589-2136	\$3,204,400	20
333318	Aqua Blast Corp.	1025 W Commerce Dr	Decatur	260-728-4433	\$3,121,700	11



WHITLEY COUNTY - IMPORT EXPOSURE SUMMARY



96.8%

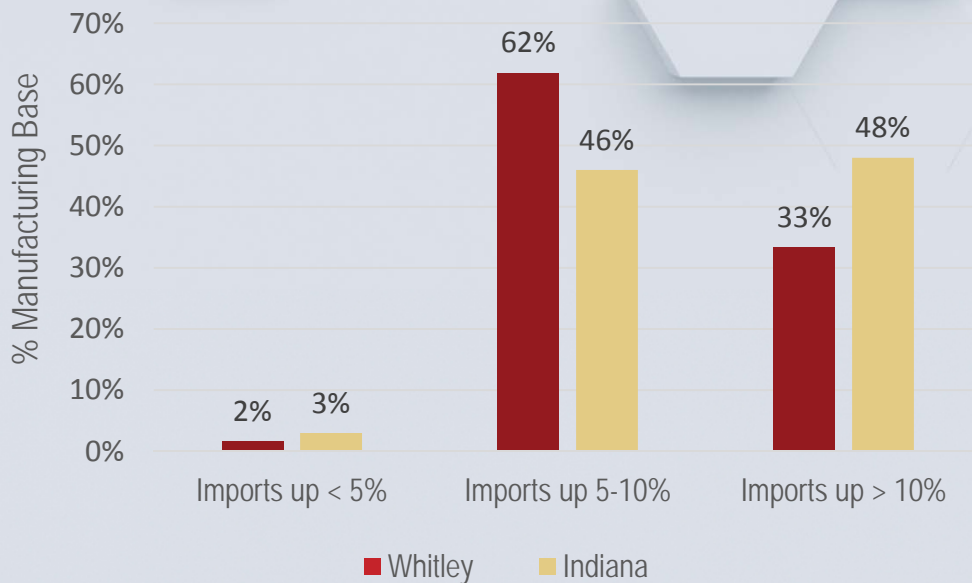
OF MANUFACTURING
BASE FACING
RISING IMPORTS
(63 total plants)



9.6%

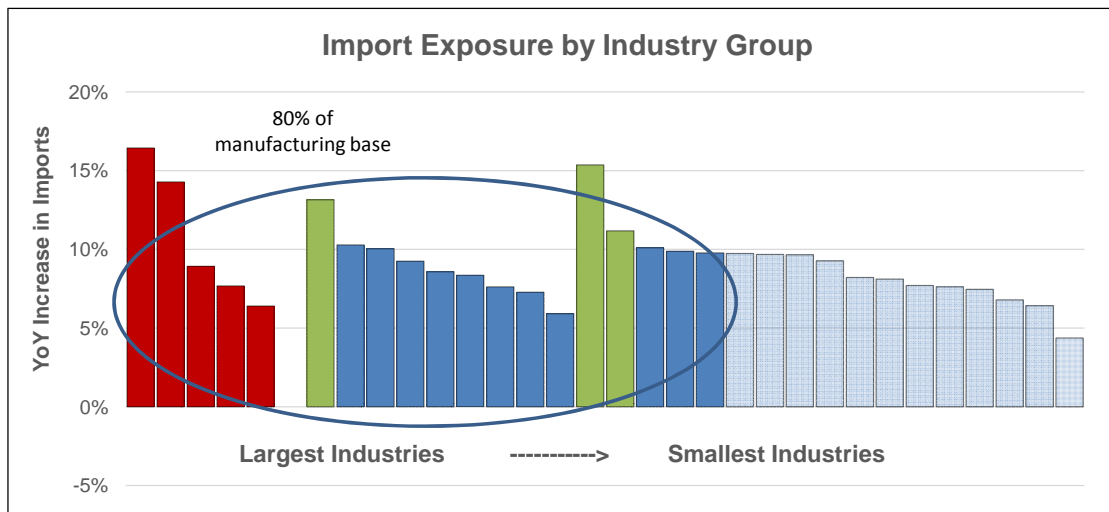
AVERAGE IMPORT
INCREASE FOR COUNTY
MANUFACTURERS

Import Exposure Breakdown



Whitley County - Exposure by Industry

TOP 5 MANUFACTURING INDUSTRIES			
<u>NAICS</u>	<u>5 Largest Industry Groups</u>	<u>Plants</u>	<u>Increase in Imports</u>
3327	Machine Shops and Turned Products	8	16.4%
3371	Household and Institutional Furniture and Kitchen Cabi	4	7.7%
3335	Metalworking Machinery	4	14.3%
3391	Medical Equipment and Supplies	4	8.9%
3219	Other Wood Product Manufacturing	3	6.4%
		31	
<u>NAICS</u>	<u>5 Highest Import Exposure</u>	<u>Plants</u>	<u>Increase in Imports</u>
3327	Machine Shops and Turned Products	8	16.4%
3273	Cement and Concrete Product Manufacturing	1	15.4%
3335	Metalworking Machinery	4	14.3%
3329	Other Fabricated Metal Product Manufacturing	2	13.1%
3261	Plastics Product Manufacturing	1	11.2%



- The top 5 largest industries represent 49% of Whitley County's total manufacturing base of 63 manufacturing plants.
- Machine Shops (NAICS 3327) are the largest industry group and also one of the highest import exposure with an increase in imports of 16.4%.
- Beyond Machine Shops, Metalworking Machinery has also been heavily impacted by imports with an increase of 14.3%

Whitley County - TAAF Potential Prospects

NAICS Code	Company Name	Address	City	Phone	Estimated Revenue	Estimated Employees
334511	80/20 Inc	1701 S 400 E	Columbia City	260-248-8030	\$97,312,698	300
331318	Undersea Sensor Systems, Inc.	4868 E Pk 30 Dr	Columbia City	260-244-3500	\$86,451,103	438
339112	Reelcraft Industries Inc	2842 E Business Hwy 30 E	Columbia City	855-634-9109	\$64,773,003	177
332618	Impact Cnc, LLC	1380 S Williams Dr	Columbia City	260-244-5511	\$41,621,300	130
326199	Micropulse, Inc.	5865 E State Rd 14	Columbia City	260-625-3304	\$37,275,200	240
323111	Chromasource, Inc.	2433 S Cr 600 E	Columbia City	260-420-3000	\$34,441,799	140
334118	Whitley Evergreen Inc	201 W 1st St	South Whitley	260-723-5131	\$31,358,900	130
339992	Precision Plastics of Indiana, Inc.	900 W Connexion Way	Columbia City	260-244-6114	\$21,000,000	150
321991	Fox Products Corporation	6110 S State Road 5	South Whitley	260-723-4888	\$20,172,300	130
339112	Kilgore Manufacturing Co Inc	445 S Line St	Columbia City	260-248-2002	\$13,717,200	63
332813	Breyden Products, Inc.	4532 E Pk 30 Dr	Columbia City	260-244-2995	\$10,000,000	43
321912	Holmes & Company Inc	807 E Ellsworth St	Columbia City	260-244-6149	\$8,163,100	50
332618	PDQ Workholding LLC	1100 S Williams Dr # 1	Columbia City	260-244-2919	\$6,940,800	25
332813	Steve Reiff Inc	5650 W 800 S	South Whitley	260-723-4360	\$5,762,500	51
332999	Synergy Feeds LLC	401 N Main St	South Whitley	260-723-5141	\$5,159,200	20
327320	C & R Plating Corp.	302 Factory St	Columbia City	586-755-4900	\$5,007,900	36
336310	Steel Tank & Fabricating Corp	365 S James St	Columbia City	260-248-8971	\$4,521,900	20
333243	Keystone Concrete Inc	12628 Us Highway 33 N	Churubusco	260-693-6437	\$4,226,300	30
332313	Viking Inc	2740 E Business 30	Columbia City	260-244-6141	\$4,186,500	25
334419	Acme Industrial, Inc.	2380 E Cardinal Dr	Columbia City	260-422-6518	\$3,910,300	30
311119	Iotron Industries USA Inc.	4394 E Park 30 Dr	Columbia City	260-212-1722	\$3,558,700	20



HUNTINGTON COUNTY - IMPORT EXPOSURE SUMMARY



95.1%

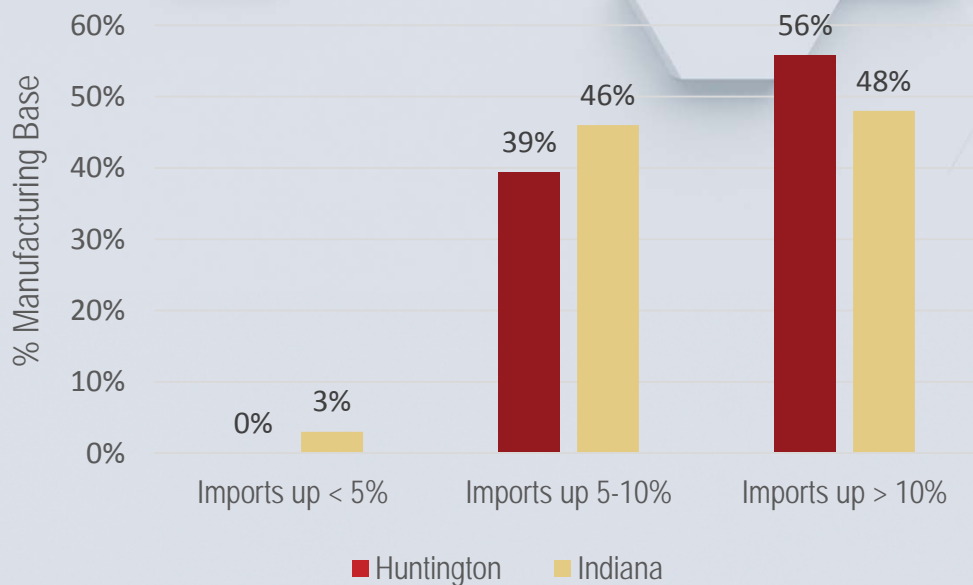
OF MANUFACTURING
BASE FACING
RISING IMPORTS
(61 total plants)



11.3%

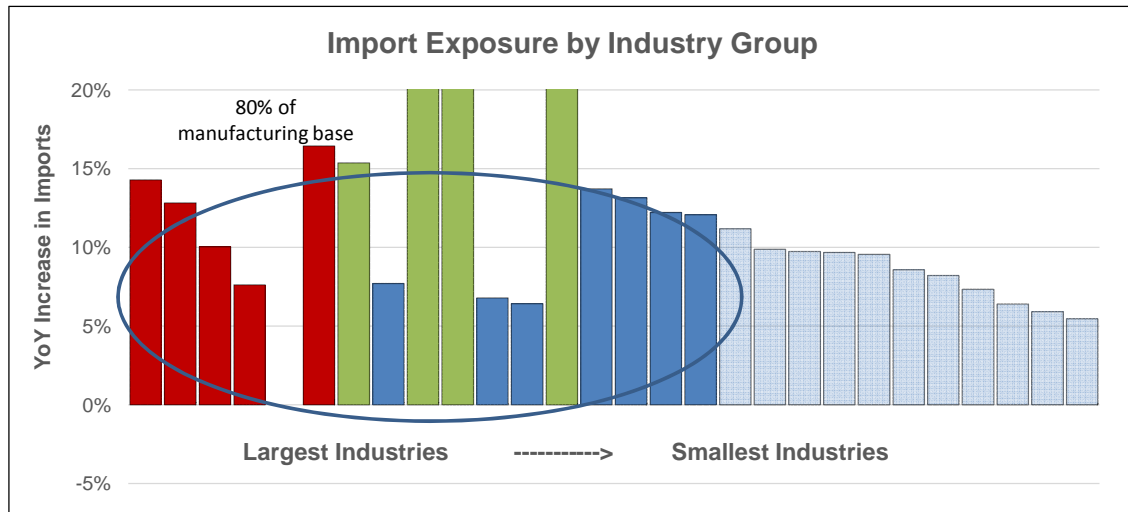
AVERAGE IMPORT
INCREASE FOR COUNTY
MANUFACTURERS

Import Exposure Breakdown



Huntington County - Exposure by Industry

TOP 5 MANUFACTURING INDUSTRIES			
<u>NAICS</u>	<u>5 Largest Industry Groups</u>	<u>Plants</u>	<u>Increase in Imports</u>
3335	Metalworking Machinery	6	14.3%
3339	Other General Purpose Machinery Manufacturing	6	12.8%
3323	Architectural and Structural Metals	5	10.0%
3363	Motor Vehicle Parts	4	7.6%
3327	Machine Shops and Turned Products	3	16.4%
		24	
<u>NAICS</u>	<u>5 Highest Import Exposure</u>	<u>Plants</u>	<u>Increase in Imports</u>
3241	Petroleum and Coal Products (eg refineries)	2	29.9%
3362	Motor Vehicle Bodies and Trailers	2	24.2%
3331	Agriculture, Construction, and Mining Machinery	1	22.6%
3327	Machine Shops and Turned Products	3	16.4%
3273	Cement and Concrete Product Manufacturing	3	15.4%



Huntington County - TAAF Potential Prospects

NAICS Code	Company Name	Address	City	Phone	Estimated Revenue	Estimated Employees
332322	Huntington Sheet Metal Inc	1675 Riverfork Dr	Huntington	260-356-9011	\$27,487,200	85
322211	Innovative Packaging Associates, Inc.	1312 Flaxmill Rd	Huntington	260-356-6577	\$10,140,900	35
332999	Midwest Industrial Metal Fabrication, Inc.	281 Thurman Poe Way	Huntington	260-356-5262	\$9,557,300	45
337214	Pulley-Kellam Co., Inc.	245 Erie St	Huntington	260-356-6326	\$9,200,700	50
332322	M & S Industrial Metal Fabricators, Inc.	5 Commercial Rd	Huntington	260-356-0300	\$9,000,000	100
327320	Huntington Ready Mix, Inc	1217 W Park Dr	Huntington		\$6,543,200	12
332813	Saturn Wheel Company, Inc.	507 E 9th St	Warren	260-375-4720	\$6,000,800	69
332215	Lime City Manufacturing Co Inc	1470 Etna Ave	Huntington	260-356-6826	\$3,500,000	22
332311	Huntington Exteriors Inc	1700 N Broadway St	Huntington	260-356-1621	\$2,585,100	15
333414	Quanex Heat Treat	25 Commercial Rd	Huntington	260-356-9520	\$2,522,000	40
332721	Economy Machine Products Inc.	9492 N Us Highway 24 E	Roanoke	260-672-2117	\$2,323,600	27
336213	Sportsmobile Inc	250 Court St	Huntington	260-356-5435	\$2,194,000	10
339999	Future Manufacturing Inc	1700 Riverfork Dr	Huntington	260-454-0222	\$2,161,000	15
336310	Perfection Wheel LLC	255 N Briant St	Huntington	260-358-9239	\$2,120,900	13
332999	Industrial Control Service Inc	1321 W Park Drive	Huntington	260-356-4698	\$1,982,100	11
333514	Royer Enterprises, Inc	6780 N 362 W	Huntington	260-359-0689	\$1,910,200	16
333514	Foil Die International, Inc.	1054 W 900 N	Huntington	260-359-9011	\$1,597,200	14
321999	Lillsun Manufacturing Co Inc	1350 Harris St	Huntington	260-356-6514	\$1,205,100	9
332999	Midwest Industrial Metal	2080 Old Us Highway 24	Huntington	260-358-0373	\$1,037,600	7
334514	Memcor Inc	1320 Flaxmill Road	Huntington	260-356-4300	\$1,000,000	15



WABASH COUNTY - IMPORT EXPOSURE SUMMARY



98.2%

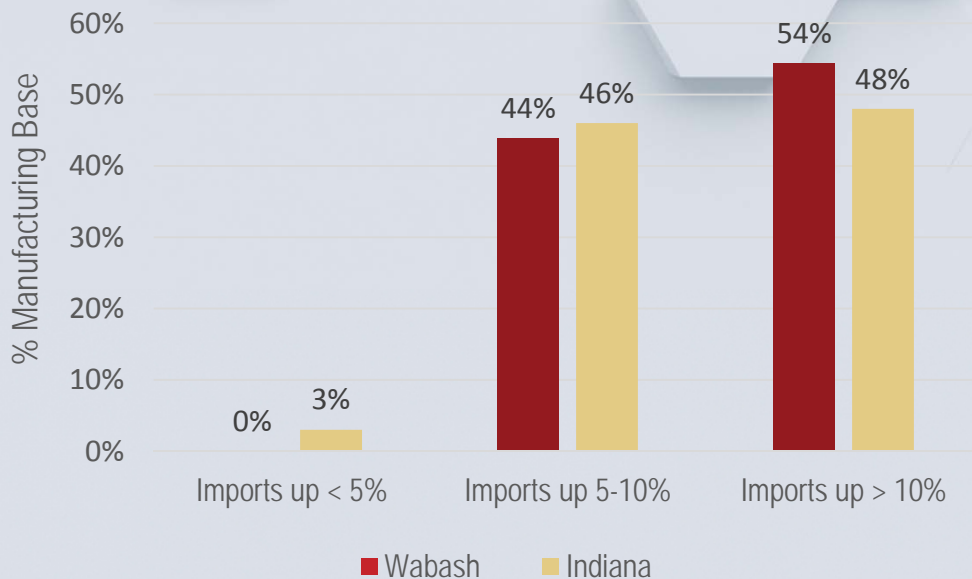
OF MANUFACTURING
BASE FACING
RISING IMPORTS
(57 total plants)



11.4%

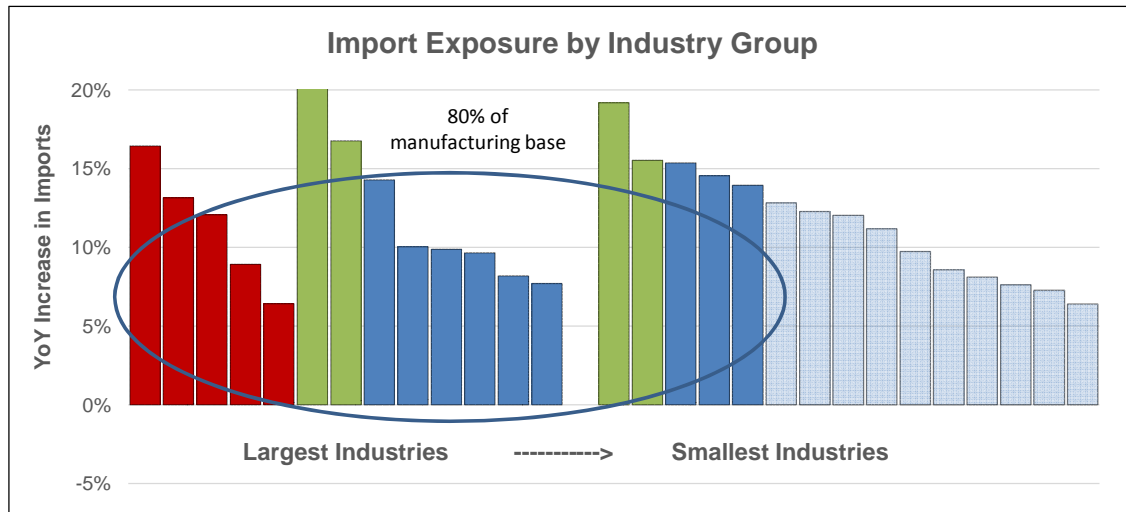
AVERAGE IMPORT
INCREASE FOR COUNTY
MANUFACTURERS

Import Exposure Breakdown



Wabash County - Exposure by Industry

TOP 5 MANUFACTURING INDUSTRIES			
<u>NAICS</u>	<u>5 Largest Industry Groups</u>	<u>Plants</u>	<u>Increase in Imports</u>
3327	Machine Shops and Turned Products	6	16.4%
3329	Other Fabricated Metal Product Manufacturing	5	13.1%
3391	Medical Equipment and Supplies	3	8.9%
3315	Foundries	3	6.4%
3332	Industrial Machinery Manufacturing	3	12.1%
		20	
<u>NAICS</u>	<u>5 Highest Import Exposure</u>	<u>Plants</u>	<u>Increase in Imports</u>
3331	Agriculture, Construction, and Mining Machinery	2	22.6%
3254	Pharmaceuticals	1	19.2%
3359	Other Electrical Equipment and Components	2	16.8%
3327	Machine Shops and Turned Products	6	16.4%
3111	Animal Food Manufacturing	1	15.5%



Wabash County - TAAF Potential Prospects

NAICS Code	Company Name	Address	City	Phone	Estimated Revenue	Estimated Employees
331313	Old Ras, Inc.	4525 W Old 24	Wabash	260-563-7461	\$35,470,100	100
331511	Mm Holdings I, LLC	205 Wabash Rd	North Manchester	260-982-2191	\$34,759,602	135
327993	Thermafiber, Inc.	3711 Mill Street	Wabash	260-563-2111	\$28,052,900	140
335911	Bulldog Battery Corporation	98 E Canal St	Wabash	260-563-0551	\$27,437,901	120
333318	Martin Yale Industries, LLC	251 Wedcor Ave	Wabash	260-563-0641	\$24,410,700	129
332999	Manchester Tool & Die, Inc.	601 S Wabash Rd	North Manchester	260-982-8524	\$17,477,301	95
331491	Metal Source, LLC	1733 S Wabash St	Wabash	260-563-8833	\$17,101,900	50
311119	Strauss Veal Feeds Inc	600 Strauss Provimi Rd	North Manchester	260-982-8611	\$16,427,799	100
333517	Wabash Metal Products, Inc	1569 Morris St	Wabash	260-563-1184	\$15,341,200	100
331524	Wabash Castings Inc.	3837 Mill St	Wabash	260-563-8371	\$15,000,000	175
315990	Oji Intertech, Inc.	906 W Hanley Rd	North Manchester	260-982-1544	\$14,930,800	101
332322	Kalenborn Abresist Corporation	5541 N State Road 13	Urbana	800-348-0717	\$13,000,000	42
335311	Custom Magnetics Inc	801 W Main St	North Manchester	773-463-6500	\$10,714,300	80
332721	Ds Products Inc	202 Wedcor Ave	Wabash	260-563-9030	\$7,929,800	60
332215	B. Walter & Company Inc	655 Factory St	Wabash	260-563-2181	\$4,285,300	20
332322	The Cyclone Manufacturing Company Inc	151 N Washington St	Urbana	260-774-3311	\$3,425,700	15
332322	Markhon Inc	200 Bond St	Wabash	260-563-2161	\$3,000,000	75



WELLS COUNTY - IMPORT EXPOSURE SUMMARY



100%

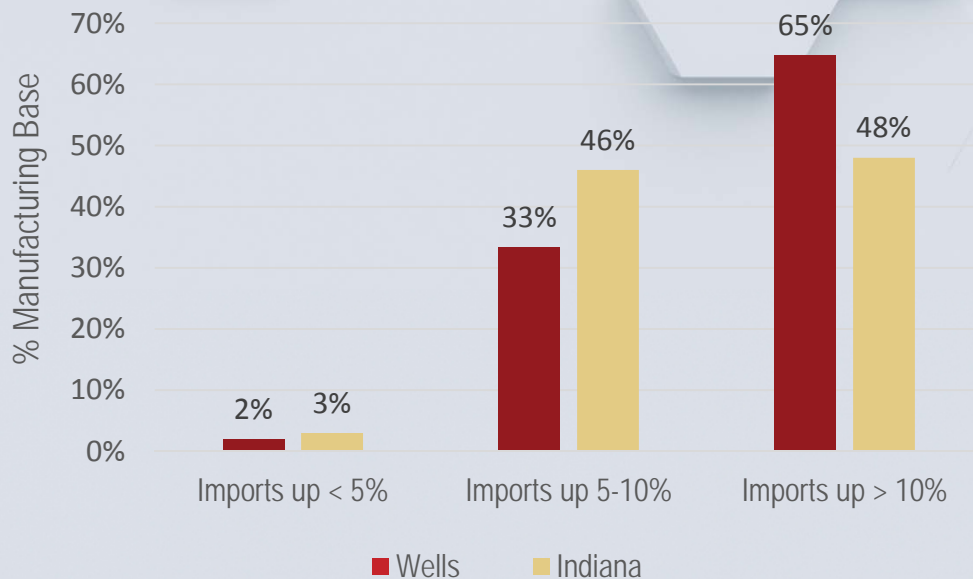
OF MANUFACTURING
BASE FACING
RISING IMPORTS
(51 total plants)



11.4%

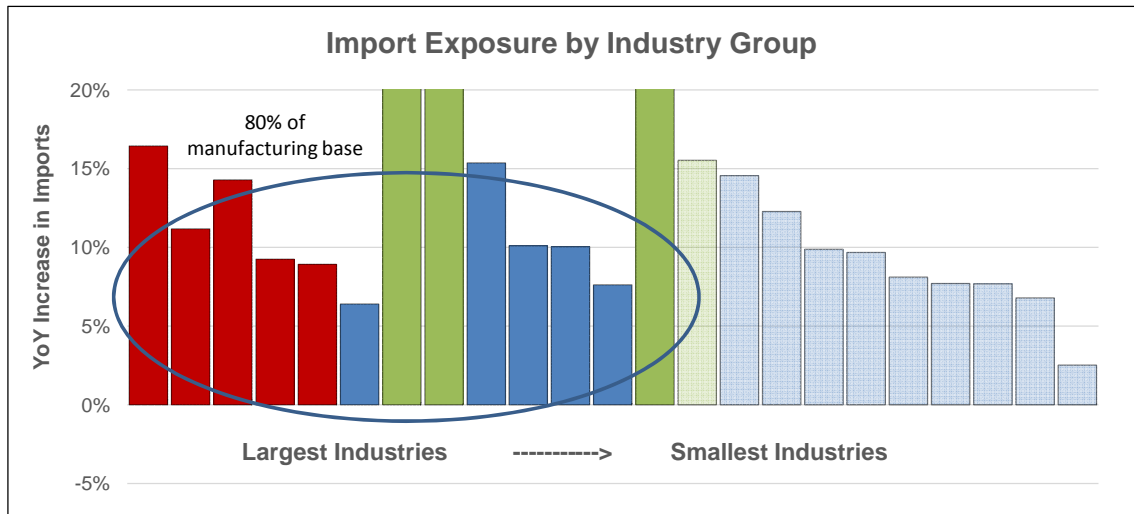
AVERAGE IMPORT
INCREASE FOR COUNTY
MANUFACTURERS

Import Exposure Breakdown



Wells County - Exposure by Industry

TOP 5 MANUFACTURING INDUSTRIES			
<u>NAICS</u>	<u>5 Largest Industry Groups</u>	<u>Plants</u>	<u>Increase in Imports</u>
3327	Machine Shops and Turned Products	11	16.4%
3261	Plastics Product Manufacturing	4	11.2%
3219	Other Wood Product Manufacturing	3	6.4%
3335	Metalworking Machinery	3	14.3%
3391	Medical Equipment and Supplies	3	8.9%
		24	
<u>NAICS</u>	<u>5 Highest Import Exposure</u>	<u>Plants</u>	<u>Increase in Imports</u>
3241	Petroleum and Coal Products (eg refineries)	1	29.9%
3119	Miscellaneous Food Products	2	29.4%
3331	Agriculture, Construction, and Mining Machinery	2	22.6%
3327	Machine Shops and Turned Products	11	16.4%
3111	Animal Food Manufacturing	1	15.5%



Wells County - TAAF Potential Prospects

NAICS Code	Company Name	Address	City	Phone	Estimated Revenue	Estimated Employees
311821	Pretzels, LLC	123 Harvest Rd	Bluffton	260-824-4838	\$73,144,798	325
335312	Bluffton Motor Works LLC	410 E Spring St	Bluffton	260-827-2200	\$66,397,903	400
315220	Berne Apparel Company	2501 E 850 N	Ossian	260-622-1500	\$58,608,299	400
331318	Alexin, LLC	1390 S Adams St	Bluffton	260-353-3100	\$41,551,498	68
332313	Wayne Metals, LLC	400 E Logan St	Markle	260-758-3121	\$39,669,498	215
311919	Poore Brothers - Bluffton, LLC	705 W Dustman Rd	Bluffton	260-824-2800	\$30,709,900	260
321992	Affordable Luxury Homes Inc	49 S 500 E	Markle	260-758-2141	\$27,969,101	100
335129	General Manufacturing Inc	1336 W Wiley Ave	Bluffton	260-824-3627	\$10,667,900	50
325211	Energy Control Inc	804 W Mill St	Ossian	260-622-7614	\$10,000,000	25
333111	A.T. Ferrell Company, Inc.	1440 S Adams St	Bluffton	260-824-3400	\$9,307,300	50
332999	Star Engineering and Machine Company, Inc.	1717 Lancaster St	Bluffton	260-824-4825	\$8,400,000	38
332312	Edge Manufacturing, Inc.	1274 S Adams St	Bluffton	260-827-0482	\$7,264,300	30
332999	Melching Machine, Inc.	1630 Baker Dr	Ossian	260-622-4315	\$6,290,600	35
326299	Roembke Mfg & Design Inc	1580 Baker Dr	Ossian	260-622-4135	\$6,270,200	50
335999	Troyer Brothers, Inc.	6691 W State Rd 124	Bluffton	260-565-2244	\$5,530,400	21